

**COLORS**



Light Beige



Beige

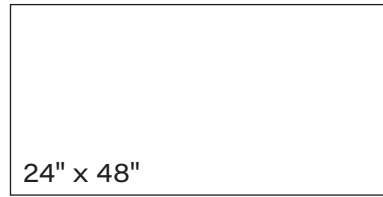


Gray

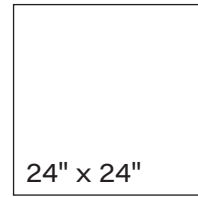


Dark Gray

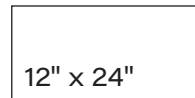
**AVAILABLE SIZES**




24" x 48"



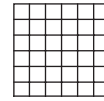
24" x 24"



12" x 24"



6" x 24"



2" x 2"  
Mosaic

**FINISH**

MATTE RECTIFIED

**THICKNESS**

9 mm

**TRIM**

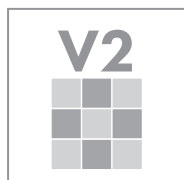
3" x 24" Bullnose  
6" x 12" Cove Base

**INSTALLATION & MAINTENANCE**

Recommended Grout Size - 1/8"

For regular cleaning, use a neutral liquid detergent with a soft sponge or microfiber cloth. Persistent stains can be removed with a slightly abrasive sponge; if necessary, use a specially formulated stain remover.

**TECHNICAL DATA**



D.C.O.F  
WET

**0.42**

ANSI 137.1

WATER  
ABSORPTION

**≤ 0.5%**

ASTM C373

CHEMICAL  
RESISTANCE

**UNAFFECTED**

ASTM C650

FROST  
RESISTANCE

**NO DAMAGE**

ASTM C1026

BREAKING  
STRENGTH

**≥ 400 LBS**

ASTM C648

MOHS  
HARDNESS

**6**

MOHS



FLOW

